

**RGF SPOT MARKET SUMMARY**

*Deals only include outright prices assigned to spot volumes for current month and next month delivery. Trades further out than next month are not included. Index-based trades are not included. Multi-month strips are not included. Deals included are only those verified by PCW editors. Send feedback to [kathy@petrochemwire.com](mailto:kathy@petrochemwire.com) or [mark@petrochemwire.com](mailto:mark@petrochemwire.com).*

<b>DEC 1-DEC 31 SPOT MARKET SUMMARY</b>			
	<b>Volume sum</b>	<b>Deal # sum</b>	<b>Weighted Price Avg.</b>
Dec delivery FOB Mt. B-confirmed pipe	255,000	10	<b>0.12569</b>
Dec delivery FOB Mt. B-all transport	345,000	12	<b>0.12333</b>
Jan delivery FOB Mt. B-confirmed pipe	-	-	-
Jan delivery FOB Mt. B-all transport	-	-	-
<b>RGF TOTAL</b>	<b>345,000</b>		

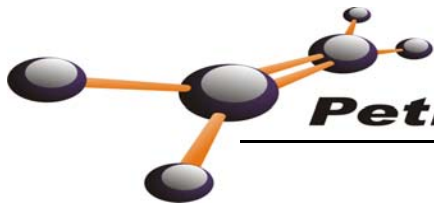
<b>NOV 16-DEC 15 SPOT MARKET SUMMARY</b>			
	<b>Volume sum</b>	<b>Deal # sum</b>	<b>Weighted Price Avg.</b>
Dec delivery FOB Mt. B-confirmed pipe	280,000	11	<b>0.12942</b>
Dec delivery FOB Mt. B-all transport	382,400	14	<b>0.12660</b>

<b>NOV 1-NOV 30 SPOT MARKET SUMMARY</b>			
	<b>Volume sum</b>	<b>Deal # sum</b>	<b>Weighted Price Avg.</b>
Nov delivery FOB Mt. B-confirmed pipe	250,000	10	<b>0.17150</b>
Nov delivery FOB Mt. B-all transport	334,200	14	<b>0.17109</b>
Dec delivery FOB Mt. B-confirmed pipe	105,000	4	<b>0.15393</b>
Dec delivery FOB Mt. B-all transport	117,400	5	<b>0.15193</b>
<b>RGF TOTAL</b>	<b>451,600</b>		

<b>OCT 16-NOV 15 SPOT MARKET SUMMARY</b>			
	<b>Volume sum</b>	<b>Deal # sum</b>	<b>Weighted Price Avg.</b>
Nov delivery FOB Mt. B-confirmed pipe	175,000	7	<b>0.19214</b>
Nov delivery FOB Mt. B-all transport	375,000	13	<b>0.19244</b>

<b>OCT 1-OCT 31 SPOT MARKET SUMMARY</b>			
	<b>Volume sum</b>	<b>Deal # sum</b>	<b>Weighted Price Avg.</b>
Oct delivery FOB Mt. B-confirmed pipe	250,000	10	<b>0.35200</b>
Oct delivery FOB Mt. B-all transport	289,400	12	<b>0.36117</b>
Nov delivery FOB Mt. B-confirmed pipe	75,000	3	<b>0.21333</b>
Nov delivery FOB Mt. B-all transport	203,000	7	<b>0.20601</b>
<b>RGF TOTAL</b>	<b>492,400</b>		

<b>SEP 16-OCT 15 SPOT MARKET SUMMARY</b>			
	<b>Volume sum</b>	<b>Deal # sum</b>	<b>Weighted Price Avg.</b>
Oct delivery FOB Mt. B-confirmed pipe	100,000	4	<b>0.44000</b>
Oct delivery FOB Mt. B-all transport	114,400	5	<b>0.44000</b>



**RGP SPOT MARKET SUMMARY**

*Deals only include outright prices assigned to spot volumes for current month and next month delivery. Trades further out than next month are not included. Index-based trades are not included. Multi-month strips are not included. Deals included are only those verified by PCW editors. Send feedback to [kathy@petrochemwire.com](mailto:kathy@petrochemwire.com) or [mark@petrochemwire.com](mailto:mark@petrochemwire.com).*

<b>SEP 1-SEP 30 SPOT MARKET SUMMARY</b>			
	<b>Volume sum</b>	<b>Deal # sum</b>	<b>Weighted Price Avg.</b>
Sep delivery FOB Mt. B-confirmed pipe	205,000	7	<b>0.55677</b>
Sep delivery FOB Mt. B-all transport	270,000	13	<b>0.54876</b>
Oct delivery FOB Mt. B-confirmed pipe	0	0	-
Oct delivery FOB Mt. B-all transport	0	0	-
<b>RGP TOTAL</b>	<b>270,000</b>	<b>13</b>	

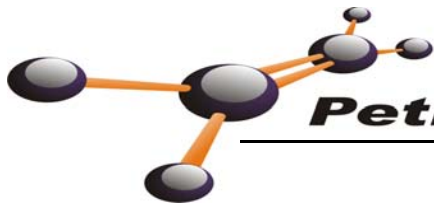
<b>AUG 16-SEP 15 SPOT MARKET SUMMARY</b>			
	<b>Volume sum</b>	<b>Deal # sum</b>	<b>Weighted Price Avg.</b>
Sep delivery FOB Mt. B-confirmed pipe	155,000	6	<b>0.55734</b>
Sep delivery FOB Mt. B-all transport	165,000	7	<b>0.55689</b>

<b>AUG 1-AUG 31 SPOT MARKET SUMMARY</b>			
	<b>Volume sum</b>	<b>Deal # sum</b>	<b>Weighted Price Avg.</b>
Aug delivery FOB Mt. B-confirmed pipe	175,000	6	<b>0.64321</b>
Aug delivery FOB Mt. B-all transport	205,000	8	<b>0.65201</b>
Sep delivery FOB Mt. B-confirmed pipe	0	0	-
Sep delivery FOB Mt. B-all transport	10,000	1	<b>0.55000</b>
<b>RGP TOTAL</b>	<b>390,000</b>	<b>15</b>	

<b>JULY 16-AUG 15 SPOT MARKET SUMMARY</b>			
	<b>Volume sum</b>	<b>Deal # sum</b>	<b>Weighted Price Avg.</b>
Aug delivery FOB Mt. B-confirmed pipe	175,000	6	<b>0.68536</b>
Aug delivery FOB Mt. B-all transport	265,000	10	<b>0.69123</b>

<b>JULY 1-JULY 31 SPOT MARKET SUMMARY</b>			
	<b>Volume sum</b>	<b>Deal # sum</b>	<b>Weighted Price Avg.</b>
July delivery FOB Mt. B-confirmed pipe	240,000	10	<b>0.75247</b>
July delivery FOB Mt. B-all transport	280,100	13	<b>0.75237</b>
Aug delivery FOB Mt. B-confirmed pipe	50,000	2	<b>0.73500</b>
Aug delivery FOB Mt. B-all transport	110,000	4	<b>0.71716</b>
<b>JULY RGP TOTAL</b>	<b>390,100</b>	<b>17</b>	

<b>JUNE 16-JULY 15 SPOT MARKET SUMMARY</b>			
	<b>Volume sum</b>	<b>Deal # sum</b>	<b>Weighted Price Avg.</b>
July delivery FOB Mt. B-confirmed pipe	175,000	6	<b>0.77393</b>
July delivery FOB Mt. B-all transport	226,000	10	<b>0.76909</b>



**RGP SPOT MARKET SUMMARY**

*Deals only include outright prices assigned to spot volumes for current month and next month delivery. Trades further out than next month are not included. Index-based trades are not included. Multi-month strips are not included. Deals included are only those verified by PCW editors. Send feedback to [kathy@petrochemwire.com](mailto:kathy@petrochemwire.com) or [mark@petrochemwire.com](mailto:mark@petrochemwire.com).*

<b>JUNE 1-JUNE 30 SPOT MARKET SUMMARY</b>			
	<b>Volume sum</b>	<b>Deal # sum</b>	<b>Weighted Price Avg.</b>
June delivery FOB Mt. B-confirmed pipe	275,000	10	0.74591
June delivery FOB Mt. B-all transport	354,211	13	0.73938
July delivery FOB Mt. B-confirmed pipe	75,000	2	0.75542
July delivery FOB Mt. B-all transport	120,000	5	0.75370
<b>JUNE RGP TOTAL</b>	<b>474,211</b>	<b>18</b>	

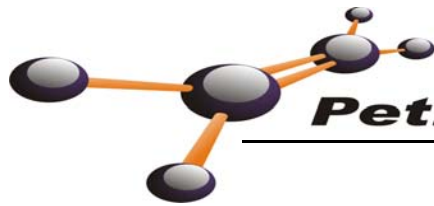
<b>MAY 16-JUNE 15 SPOT MARKET SUMMARY</b>			
	<b>Volume sum</b>	<b>Deal # sum</b>	<b>Weighted Price Avg.</b>
June delivery FOB Mt. B-confirmed pipe	139,211	4	0.71634
June delivery FOB Mt. B-all transport	179,211	6	0.71297

<b>MAY 1-31 SPOT MARKET SUMMARY</b>			
	<b>Volume sum</b>	<b>Deal # sum</b>	<b>Weighted Price Avg.</b>
May delivery FOB Mt. B-confirmed pipe	175,000	7	0.67107
May delivery FOB Mt. B-all transport	225,000	9	0.66722

<b>APRIL 16-MAY 15 SPOT MARKET SUMMARY</b>			
	<b>Volume sum</b>	<b>Deal # sum</b>	<b>Weighted Price Avg.</b>
May delivery FOB Mt. B-confirmed pipe	100,000	4	0.64438
May delivery FOB Mt. B-all transport	145,000	6	0.63948

<b>APRIL 1-30 SPOT MARKET SUMMARY</b>			
	<b>Volume sum</b>	<b>Deal # sum</b>	<b>Weighted Price Avg.</b>
Apr delivery FOB Mt. B-confirmed pipe	245,000	10	0.61615
Apr delivery FOB Mt. B-all transport	323,000	15	0.60864
May delivery FOB Mt. B-confirmed pipe	25,000	1	0.63500
May delivery FOB Mt. B-all transport	45,000	2	0.62722
<b>APR RGP TOTAL</b>	<b>638,000</b>	<b>28</b>	

<b>MAR 16-APR 15 SPOT MARKET SUMMARY</b>			
	<b>Volume sum</b>	<b>Deal # sum</b>	<b>Weighted Price Avg.</b>
Apr delivery FOB Mt. B-confirmed pipe	200,000	8	0.59544
Apr delivery FOB Mt. B-all transport	270,000	12	0.59227



**RGP SPOT MARKET SUMMARY**

*Deals only include outright prices assigned to spot volumes for current month and next month delivery. Trades further out than next month are not included. Index-based trades are not included. Multi-month strips are not included. Deals included are only those verified by PCW editors. Send feedback to [kathy@petrochemwire.com](mailto:kathy@petrochemwire.com) or [mark@petrochemwire.com](mailto:mark@petrochemwire.com).*

<b>FEB 16-MAR 15 SPOT MARKET SUMMARY</b>			
	<b>Volume sum</b>	<b>Deal # sum</b>	<b>Weighted Price Avg.</b>
Mar delivery FOB Mt. B-confirmed pipe	125,000	4	0.21700
Mar delivery FOB Mt. B-all transport	150,000	6	0.21783

<b>FEB 1-FEB 28 SPOT MARKET SUMMARY</b>			
	<b>Volume sum</b>	<b>Deal # sum</b>	<b>Weighted Price Avg.</b>
Feb delivery FOB Mt. B-confirmed pipe	200,000	7	0.24000
Feb delivery FOB Mt. B-all transport	210,000	8	0.23905
Mar delivery FOB Mt. B-confirmed pipe	50,000	2	0.24250
Mar delivery FOB Mt. B-all transport	50,000	2	0.24250
<b>RGP TOTAL</b>	<b>260,000</b>	<b>10</b>	

<b>JAN 16-FEB 15 SPOT MARKET SUMMARY</b>			
	<b>Volume sum</b>	<b>Deal # sum</b>	<b>Weighted Price Avg.</b>
Feb delivery FOB Mt. B-confirmed pipe	250,000	10	0.22750
Feb delivery FOB Mt. B-all transport	350,000	11	0.22536

<b>JAN 1-JAN 31 SPOT MARKET SUMMARY</b>			
	<b>Volume sum</b>	<b>Deal # sum</b>	<b>Weighted Price Avg.</b>
Jan delivery FOB Mt. B-confirmed pipe	175,000	6	0.18429
Jan delivery FOB Mt. B-all transport	197,000	8	0.18081
Feb delivery FOB Mt. B-confirmed pipe	150,000	6	0.21083
Feb delivery FOB Mt. B-all transport	250,000	7	0.21450
<b>RGP TOTAL</b>	<b>447,000</b>	<b>15</b>	

<b>DEC 16-JAN 15 SPOT MARKET SUMMARY</b>			
	<b>Volume sum</b>	<b>Deal # sum</b>	<b>Weighted Price Avg.</b>
Jan delivery FOB Mt. B-confirmed pipe	25,000	1	0.19250
Jan delivery FOB Mt. B-all transport	119,000	4	0.16968